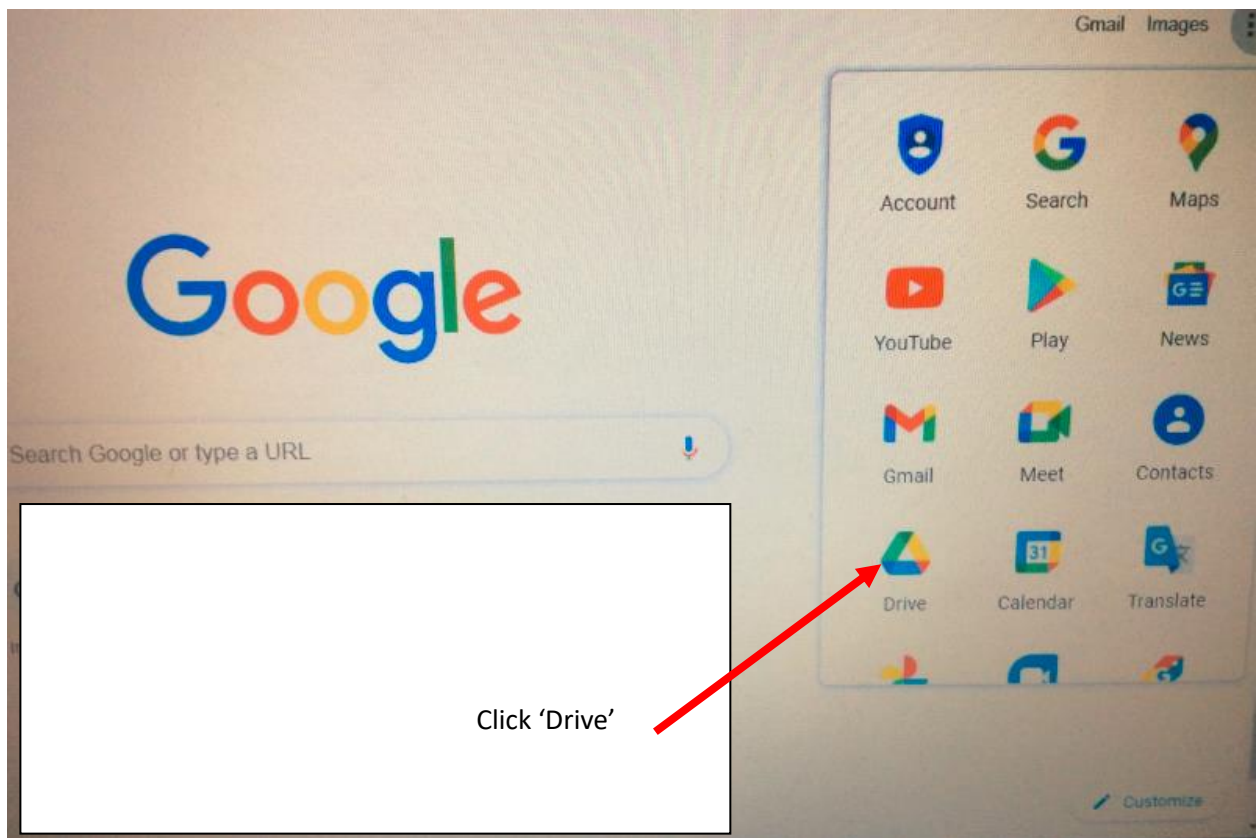

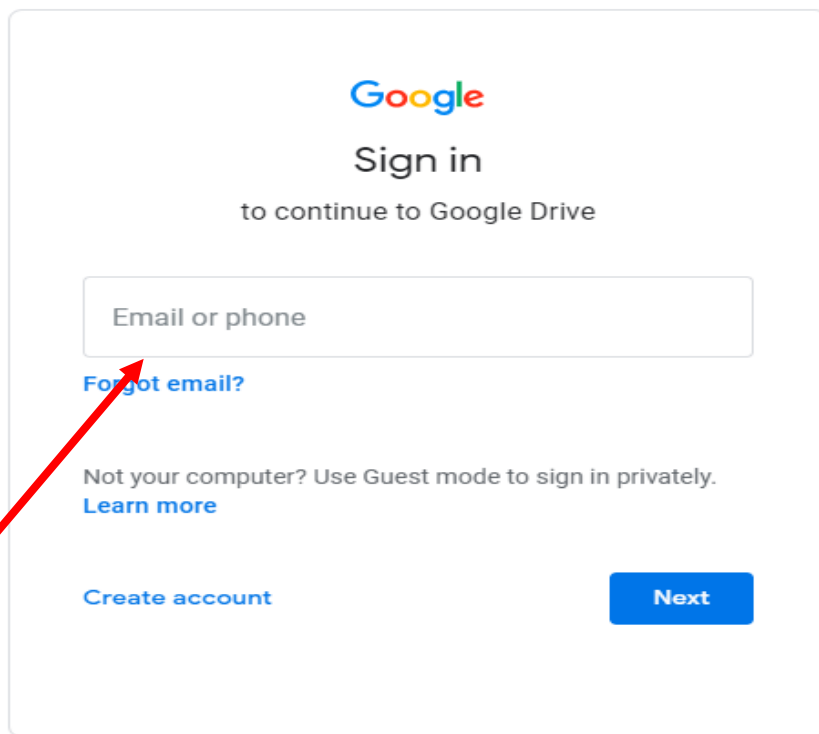


1) When you open Google Chrome



2)



Google
Sign in
to continue to Google Drive

Email or phone

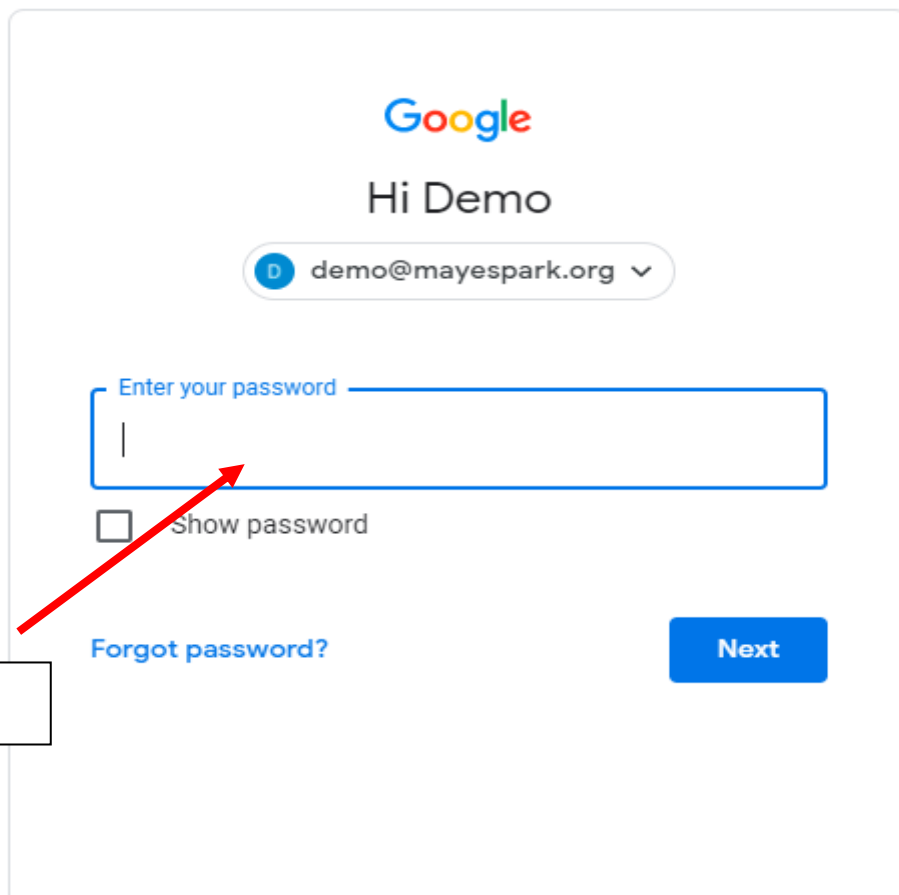
[Forgot email?](#)

Not your computer? Use Guest mode to sign in privately.
[Learn more](#)


[Create account](#) [Next](#)

Username

3)



Google
Hi Demo

 demo@mayespark.org ▾

Enter your password

Show password

[Forgot password?](#) [Next](#)

Password

4)



Welcome to your new account

Welcome to your new account: demo@mayespark.org. Your account is compatible with many [Google services](#), but your mayespark.org administrator decides which services you may access using your account. For tips about using your new account, visit the [Google Help Center](#).

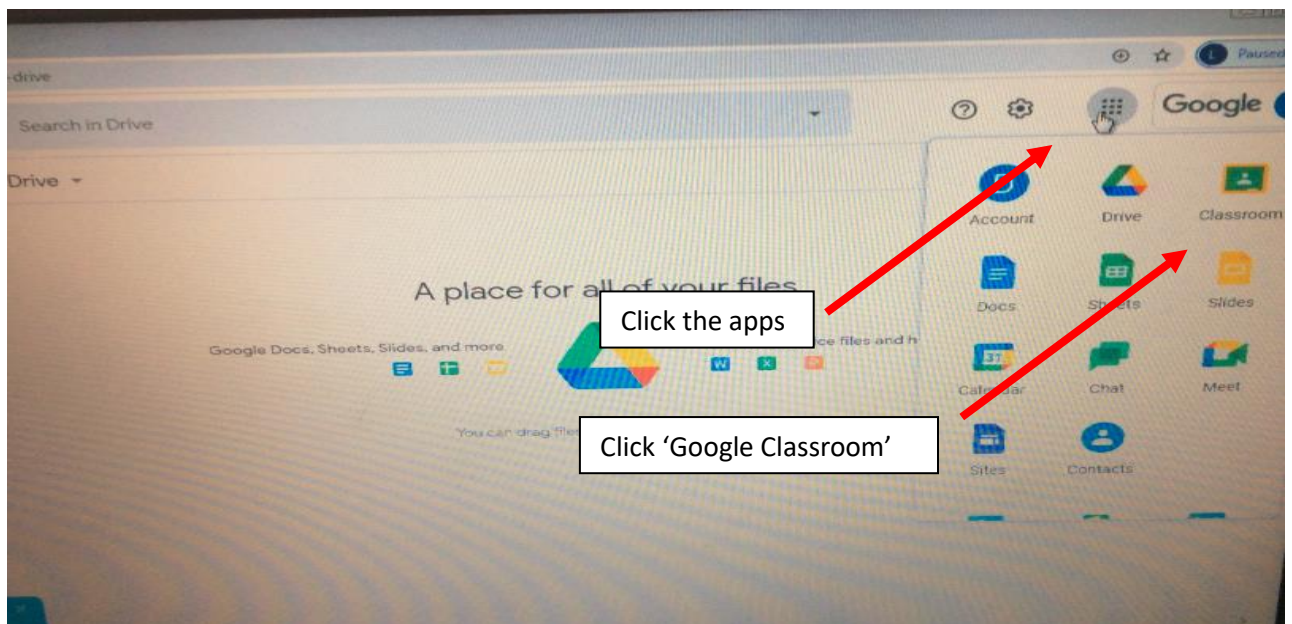
When you use Google services, your domain administrator will have access to your demo@mayespark.org account information, including any data you store with this account in Google services. You can learn more [here](#), or by consulting your organization's privacy policy, if one exists. You can choose to maintain a separate account for your personal use of any Google services, including email. If you have multiple Google accounts, you can [manage which account you use](#) with Google services and [switch between them](#) whenever you choose. Your username and profile picture can help you ensure that you're using the intended account.

If your organization provides you access to the Google Workspace [core services](#), your use of those services is governed by your organization's Google Workspace agreement. Any other Google services your administrator enables ("Additional Services") are available to you under the [Google Terms of Service](#) and the [Google Privacy Policy](#). Certain Additional Services may also have [service-specific terms](#). Your use of any services your administrator allows you to access constitutes acceptance of applicable service-specific terms.

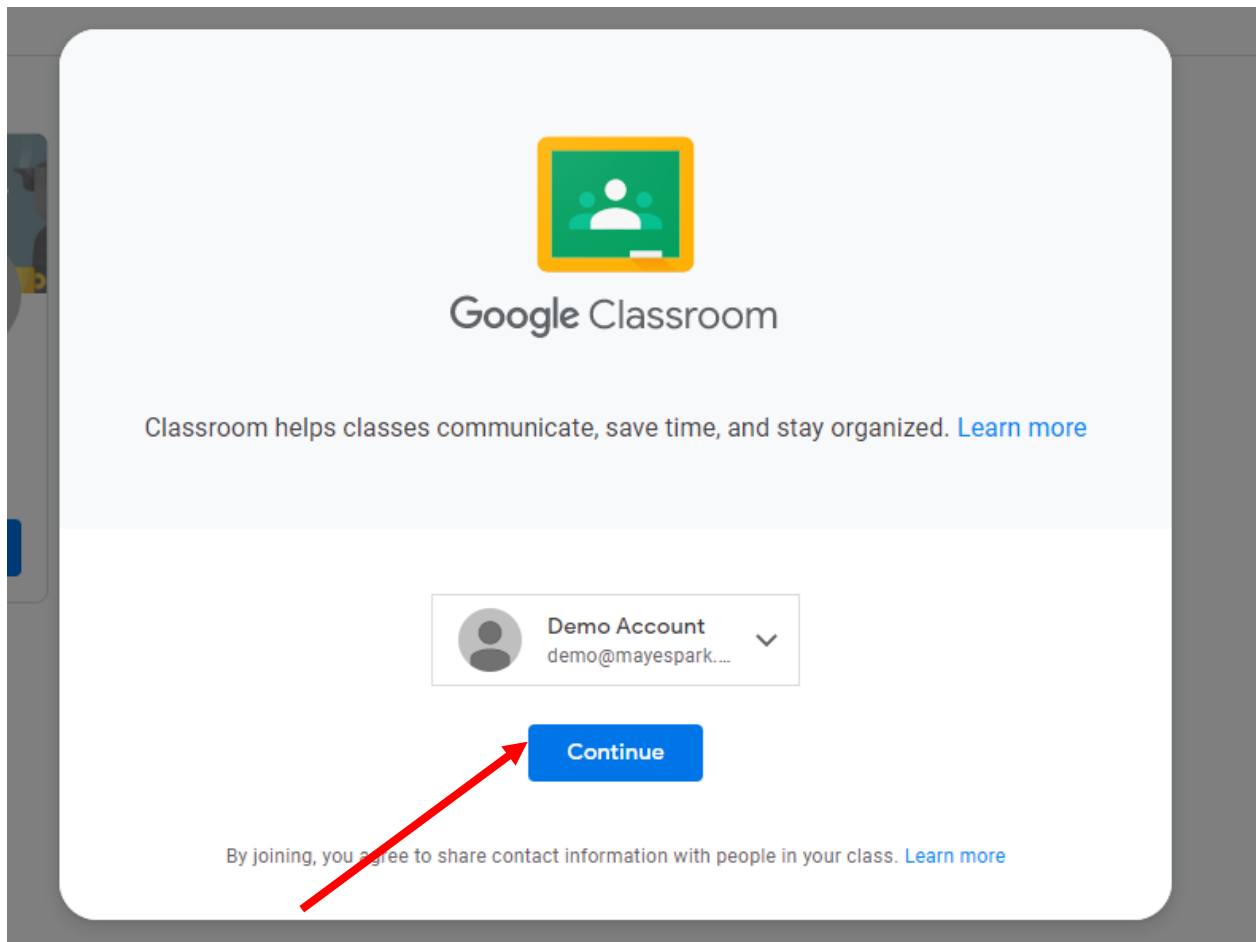
Click "Accept" below to indicate that you understand this description of how your demo@mayespark.org account works and agree to the [Google Terms of Service](#) and the [Google Privacy Policy](#).

Accept

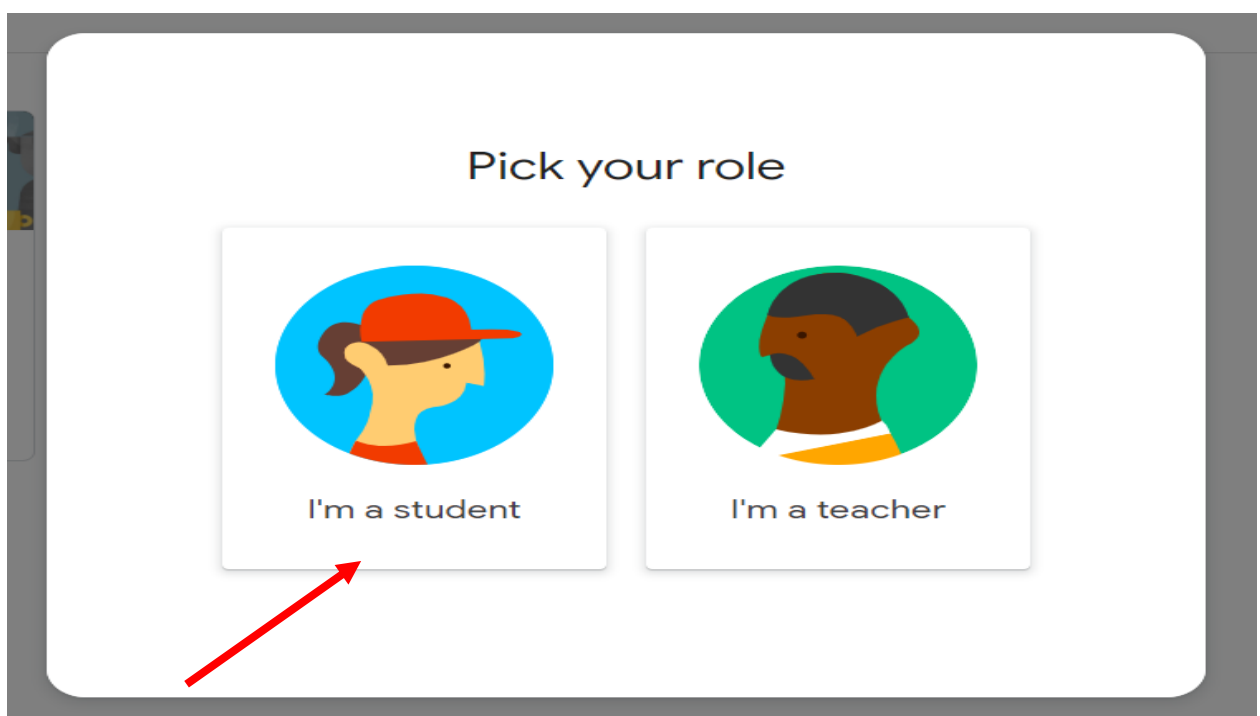
5)




6)



7)

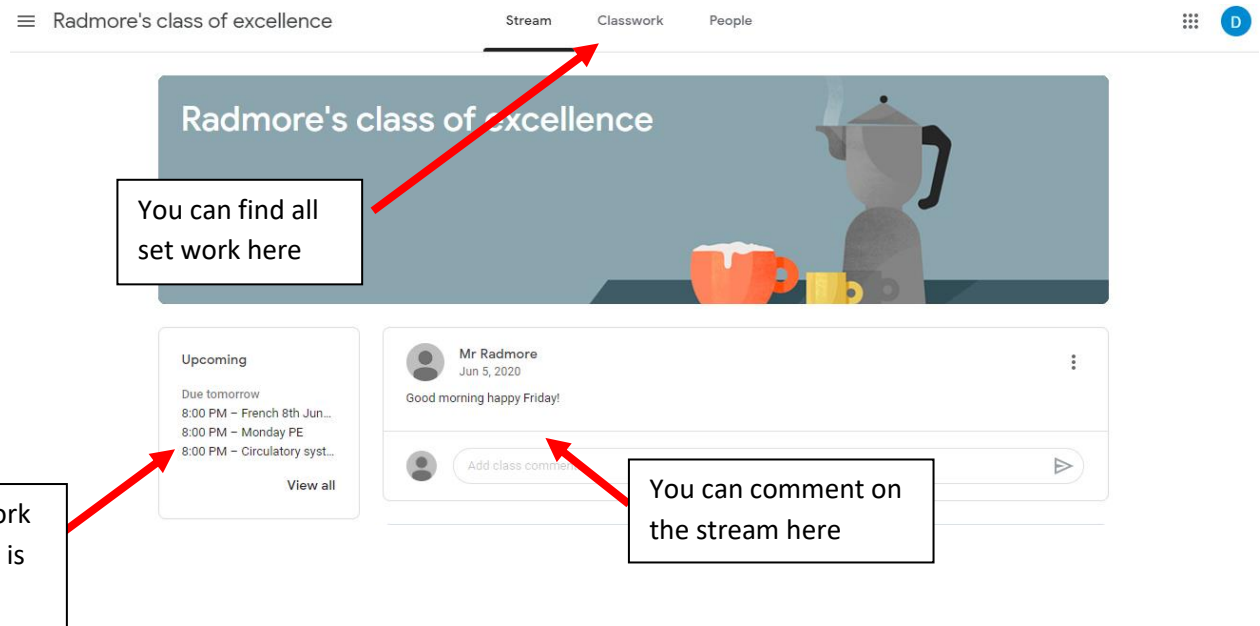


8)



9)

Finding the work



When you click on the classwork tab at the top, you will see all of the tasks for that day.

10)

Home Learning - Thursday 7th January 2021 ⋮

 English - Thursday 7th January 2021	Due Tomorrow, 8:00 PM
 Comparing Fractions  1	Due Tomorrow, 8:00 PM
 Circulatory system	Due Tomorrow, 8:00 PM





 Monday PE  1	Due Tomorrow, 8:00 PM
---	-----------------------



 French	Due Tomorrow, 8:00 PM
--	-----------------------


11)

Click on the task you will do first.

Home Learning - Thursday 7th January 2021 ⋮

 English - Thursday 7th January 2021	Due Tomorrow, 8:00 PM
 Comparing Fractions  1	Due Tomorrow, 8:00 PM
 Circulatory system	Due Tomorrow, 8:00 PM

 Monday PE  1	Due Tomorrow, 8:00 PM
---	-----------------------

 French 8th June 2020	Due Tomorrow, 8:00 PM
--	-----------------------

12)

Click 'View assignment'


Home Learning - Thursday 7th January 2021

English - Thursday 7th January 2021 Due Tomorrow, 8:00 PM

Posted 3:33 PM Assigned

Carrie's War comprehension task. Read the text in the presentation and then answer the questions at the end.

Remember to upload a photo of your work.

 English - Thursday 17th D...
Google Slides


[View assignment](#)

13)

English - Thursday 7th January 2021 Mr Radmore • 3:33 PM Due Tomorrow, 8:00 PM

Instructions. → Carrie's War comprehension task. Read the text in the presentation and then answer the questions at the end.

Remember to upload a photo of your work.

 English - Thursday 17th Dec...
Google Slides

Your work Assigned

+ Add or create

Mark as done

Private comments

Add private comment...

The lesson is in this presentation. Look through it and complete the activities

When you have completed the tasks in your homework book, take a photo (you may be able to use your laptop camera or phone and email it to your laptop)

14)

English - Thursday 7th January 2021
Mr Radmore • 3:33 PM
Due Tomorrow, 8:00 PM

Carrie's War comprehension task. Read the text in the presentation and then answer the questions at the end.

Remember to upload a photo of your work.

English - Thursday 17th Dec...
Google Slides

Class comments
Add class comment...

Your work Assigned
+ Add or create
Mark as done

Private comments
Add private comment...

Click on this tab and browse for the photo you have saved on your laptop.

Top Tip:
Using a tablet or phone is much easier for submitting work.

15)

If taking and finding the photo proves too difficult – you could try this step.

Radmore's class of excellence

English - Thursday 7th January 2021
Mr Radmore • 3:33 PM
Due Tomorrow, 8:00 PM

Carrie's War comprehension task. Read the text in the presentation and then answer the questions at the end.

Remember to upload a photo of your work.

English - Thursday 17th Dec...
Google Slides


Class comments
Add class comment...

Your work Assigned
+ Add or create
Google Drive
Link
File
Create new
Docs
Slides
Sheets
Drawings

You can create a document for your work and do it on here instead of the homework book.


16)

When finished – click ‘Mark as done’


 **English - Thursday 7th January 2021** ⋮
Mr Radmore • 3:33 PM Due Tomorrow, 8:00 PM

Carrie's War comprehension task. Read the text in the presentation and then answer the questions at the end.

Remember to upload a photo of your work.

 English - Thursday 17th Dec...
Google Slides

When done – click
this button




Your work Assigned


+ Add or create

Mark as done

Private comments

 Add private comment... ▶

Class comments

 Add class comment... ▶